




# Kronos 277 M



IT (Advance Edition)		EN	DE	ES	FR	
MOTORIZZAZIONE, POTENZA (CV)	<b>Ford Transit 2.0 TDCi EcoBlue 165 CV</b>	ENGINE, POWER (HP)	MOTORISIERUNG, LEISTUNG KW (PS)	MOTORIZACIÓN / POTENCIA KW (CV)	MOTORISATION, PUISSANCE (CH)	<b>Ford Transit 2.0 TDCi EcoBlue 130 CV</b>
LUNGHEZZA ESTERNA (MM)	<b>6990</b>	EXTERNAL LENGHT (MM)	EXTERNE LÄNGE	LONGITUD EXTERIOR (MM)	LONGUEUR EXTÉRIEURE (MM)	<b>6990</b>
LARGHEZZA ESTERNA (CM)	<b>2,35</b>	EXTERNAL WIDTH (CM)	AUSSENBREITE (CM)	ANCHO EXTERIOR (CM)	LARGEUR EXTÉRIEURE (CM)	<b>2,35</b>
ALTEZZA ESTERNA / INTERNA (MM)	<b>3200/2080</b>	EXTERNAL / INTERNAL HEIGHT (MM)	AUSSEN-/INNENHÖHE (MM)	ALTURA EXTERIOR / INTERIOR (MM)	HAUTEUR EXTÉRIEURE / INTÉRIEURE (MM)	<b>3200/2080</b>
POSTI OMOLOGATI	<b>7</b>	APPROVED SEATS	PLÄTZEN GEMÄSS ZULASSUNG	PLAZAS HOMOLOGADAS	PLACES HOMOLOGUÉES	<b>7</b>
POSTI LETTO	<b>7</b>	BEDS	SCHLAFPLÄTZEN	PLAZA DE CAMA	COUCHAGES	<b>7</b>
LETTO POSTERIORE (CM)	<b>215x80 - 215x80</b>	REAR BED (CM)	HECKBETT (CM)	CAMA POSTERIOR (CM)	LIT ARRIÈRE (CM)	<b>215x80 - 215x80</b>
LETTO SUPPLEMENTARE AUSILIARIO IN DINETTE (CM)	<b>186x125 - 160x65</b>	DIMENSIONS AUXILIARY BED IN DINETTE (CM)	ZUSÄTZLICHES HILFSBETT IN DINETTE (CM)	DIMENSION DE LA CAMA CONVERTIBLE EN DINETTE (CM)	LIT SUPPLÉMENTAIRE D'APPOINT DANS LA DINETTE (CM)	<b>186x125 - 160x65</b>
LETTO MANSARDA (CM)	<b>190x142</b>	OVERCAB BED (CM)	ALKOVENBETT(CM)	CAMA CAPUCHINA (CM)	LIT CAPUCINE(CM)	<b>190x142</b>
GAVONE (APERTURA UTILE, CM)	<b>170x68   120x68</b>	LOCKER (USEFUL OPENING, CM)	GARAGENTÜREN (NUTZBARE DIMENSION IN CM)	ARCÓN (APERTURA ÚTIL, CM)	SOUTE (OUVERTURE UTILE, CM)	<b>170x68   120x68</b>
ALTEZZA MASSIMA INTERNA GARAGE (CM)	<b>219</b>	MAX. INTERNAL GARAGE HEIGHT (CM)	MAXIMALE INTERNE GARAGENHÖHE (CM)	ALTURA MÁXIMA INTERNA DEL GARAJE (CM)	HAUTEUR MAXIMALE INTÉRIEURE DE LA SOUTE (CM)	<b>219</b>
FUOCHI	<b>2</b>	BURNERS	HERD	FUEGOS	PLAQUE DE CUISSON	<b>2</b>
FRIGORIFERO TRIVALENTE AUTOMATICO ( 220V, 12V, GAS ) (L)	<b>137</b>	AUTOMATIC TRIVALENT FRIDGE ( 220V, 12V, GAS ) (L)	ABSORBER-KÜHLSCHRANK ( 220 V, 12 V, GAS ) (L)	FRIGORÍFICO TRIVALENTE AUTOMÁTICO ( 220 V, 12 V, GAS ) (L)	RÉFRIGÉRATEUR TRIMIXTE AUTOMATIQUE ( 220V, 12V, GAS ) (L)	<b>137</b>
RISCALDAMENTO	<b>TRUMA COMBI GAS 4 KW</b>	STANDARD HEATING SYSTEM	HEIZUNGSTYP, SERIENMÄSSIG	CALEFACCIÓN DE SERIE	CHAUFFAGE STANDARD	<b>TRUMA COMBI GAS 4 KW</b>

